

CAPTAIN

EU MODEL 223 - STAGE V
(22 HP CATEGORY)



CAPTAIN
AGRI MACHINERY



THE **ROAR** GETS **LOUDER**
FROM THE **LAND** OF **LIONS**

THE NEW
CUB
IN LION SERIES



Note : Products undergo continuous upgradations.

www.captainagri.com

EU-ENGLISH



CAPTAIN


EU MODEL 223 - STAGE V

Powered by
MITSUBISHI DIESEL ENGINE


THE NEW
CUB
IN LION SERIES




Italian Designed Lion Face




Hydrostatic Power Steering




Engine : Stage V Mitsubishi 3 Cylinder




9+3 Gears Side Shift Levers




Front Opening Bonnet



Ergonomic Seating & Footboard Area



850 kg Hyd. lifting Capacity




2 PTO Speeds



Differential Lock



Multi Disc Oil Immersed Brakes



Smart ADDC (2 Lever) Hydraulics

Narrow Track Option Separately Available in this Model



SPECIFICATIONS		CAPTAIN 223 4WD Agriculture	CAPTAIN 223 4WD Turf	CAPTAIN 223 4WD Industrial / Flotation	CAPTAIN 223 4WD Agricultural Wide Plus	CAPTAIN 223 4WD Agrimax Turf RT 333 Garden	CAPTAIN 223 4WD Wider F-Agri	CAPTAIN 223 4WD Industrial (Regular)	CAPTAIN 223 4WD Basic - Agri	CAPTAIN 223 4WD Agricultural Wide
Engine	Engine Horse Power Ps (kW)	21.5 (15.8)								
	Engine Type	Mitsubishi L3E : Stage-V								
	No. of Cylinder	3								
	Capacity (CC)	953								
	Rated Speed (RPM)	3000								
	Cooling System	Liquid Cooled								
	Bore / Stroke (mm)	76/70								
Max Torque (Nm) @ RPM	52 (Nm) @ 2000 RPM									
Tyres	Front	180/85D12	23 x 8.5 - 12	23 x 8.5 - 12	180/85D12	240/60R12	23 x 8.5 - 12	23 x 8.5 - 12	5.00 x 12	6.5/80-12
	Rear	8.30 x 20	33 x 15.5 - 16.5	33 x 15.5 - 16.5	280/70R20	320/65R18	280/70R18	12 x 16.5	8.00 x 18	280/70R18
Transmission	Type	Mechanical Sliding Mesh Transmission : Side Shift Gear Levers								
	Gears	9 Forward, 3 Reverse								
	Max. Speed (km / hr.)	23.61	21.70	22.47	23.53	22.54	22.16	22.37	21.49	22.16
	PTO RPM	540 & 540 E								
	Steering	Hydrostatic Power Steering								
	Brake Type	Multi Disc Oil Immersed								
Hyd.	Hydraulic System	Auto Draft Sensing & Depth Control (2 Levers)								
	Lift Capacity (kgs.)	850 (at Lower Link Point)								
	No. of Pumps	1 (for Steering & Hydraulic System with Priority Valve)								
	Auxiliary Hydraulics	Trailer Hyd. Tipping Single Outlet Standard. (Optional Kits Available : 1 DA Auxiliary Hydraulics with 2 QRCs OR 2 DA Auxiliary Hydraulics with 4 QRCs)								
Dimensions#	Size LxWxH (mm)	2700* x 1080 x 2100	2700* x 1390 x 2050	2700* x 1390 x 2050	2700* x 1167 x 2095	2700* x 1220 x 2080	2700* x 1220 x 2060	2700* x 1264 x 2050	2700* x 1050 x 2060	2700* x 1200 x 2060
	Wheel Base (mm)	1490	1490	1490	1490	1490	1490	1490	1490	1490
	Rear Track Center (mm)	811 to 988	980 to 1080	980 to 1080	883	883 to 988	845 to 988	939	743 to 988	845 to 988
	Weight (kg)	900	942	970	931	931	906	944	879	902

*Dimensions are with Standard Lower Links, it may vary with longer linkages.

#1- 5% Tolerance variations

Note : Products undergo continuous upgradations. Hence, above mentioned specifications are subject to change without prior notice.